



8LV Series - 320Z / 350Z / 370Z

| | | |
|-------------------------------------|---|-----------------------|
| Configuration | V8-90°, 4-stroke, water-cooled diesel engine | |
| Max. output at crankshaft* | 235 kW@3800 rpm | [320 mhp@3800 rpm] |
| | 257 kW@3800 rpm | [350 mhp@3800 rpm] |
| | 272 kW@3800 rpm | [370 mhp@3800 rpm] |
| No. of cylinders | 8 cylinder | |
| Displacement | 4.460 L | [272.24 cu in] |
| Bore x stroke | 86 x 96 mm | [3.38 x 3.78 in] |
| Aspiration | Twin turbocharged & intercooled | |
| Combustion system | Direct injection, Denso common rail system | |
| Starting system | Electric starting 12V - 2.7 kW | |
| Engine management | Electronic | |
| Cooling system | Fresh water cooling by centrifugal fresh water pump | |
| | Seawater cooling by rubber impeller seawater pump | |
| Alternator | 12V - 180A | |
| Lubrication system | Enclosed, forced lubricating system | |
| Engine lube oil specifications | API class: CD or higher, SAE grade: 15W-40 | |
| Direction of rotation at crankshaft | Counterclockwise (CCW) viewed from stern | |
| Dry weight without gear | 435 kg | [959 lbs] |
| Engine dimensions† L x W x H | 1198 x 1043 x 886 | |
| Emission compliance | EU: RCD 2, IMO, EMC | US: EPA Tier 3, EPA-C |
| Flywheel housing size | n/a | |
| Controls | Electronic | |

NOTE: Fuel condition: Density at 15°C = 0.84 g/cm³; 1 kW = 1.3596 mhp = 1.3410 HP

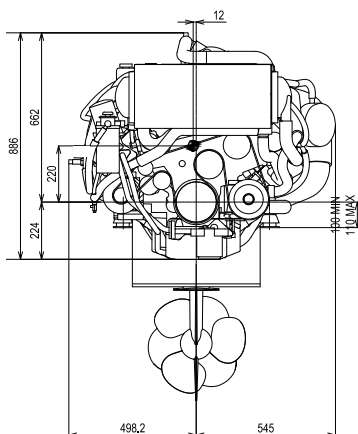
Technical data is according to ISO 8665: 2006

* Fuel temperature 40°C at the inlet of the fuel injection pump [ISO 8665: 2006]

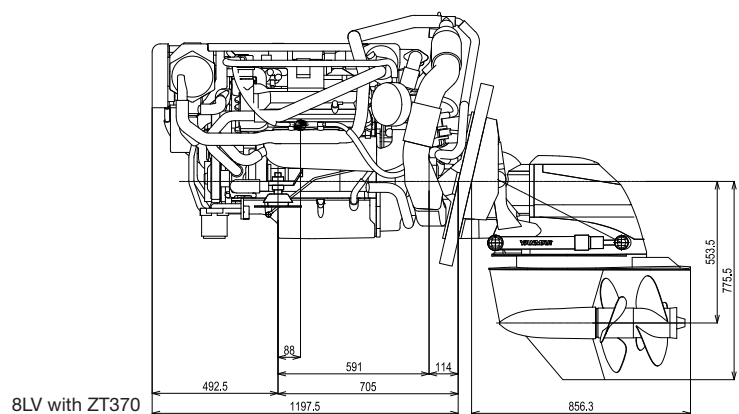
†Dimensions includes KMH50A gearbox with standard mixing elbow (Dimensions may vary with other gears/elbow)

DIMENSIONS

Front view



Right side view

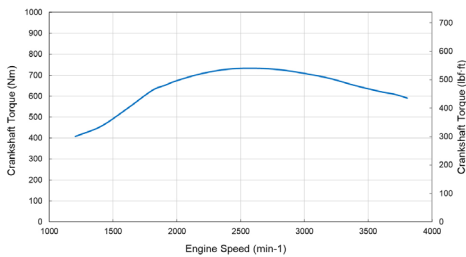


8LV with ZT370
(Not to be used for engine installation)

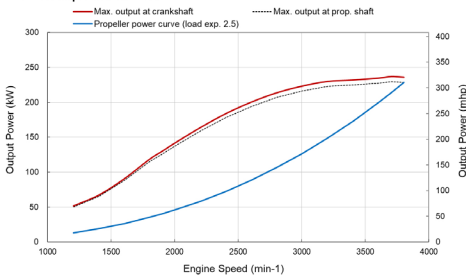


PERFORMANCE CURVES

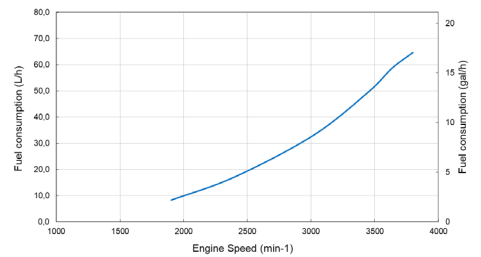
8LV320 Torque curve



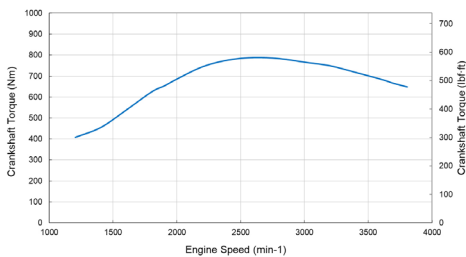
8LV320 Output Power curve



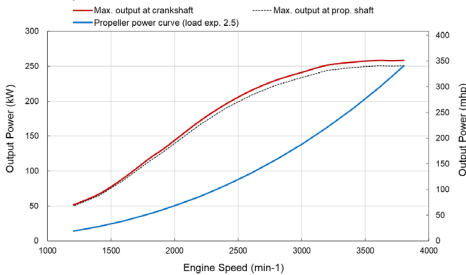
8LV320 Fuel consumption (load exp. 2.5)



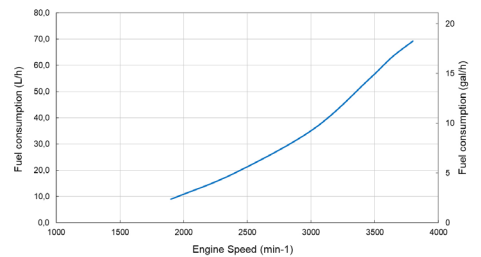
8LV350 Torque curve



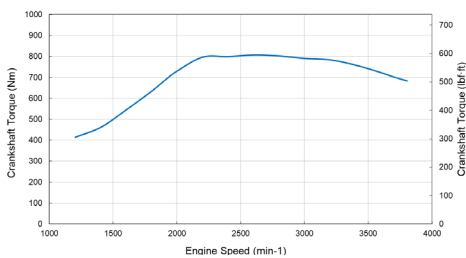
8LV350 Output Power curve



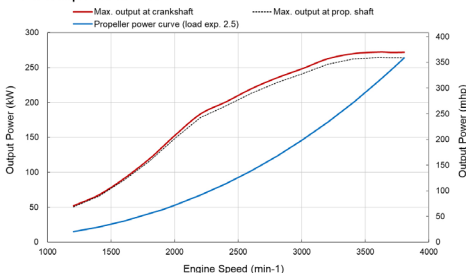
8LV350 Fuel consumption (load exp. 2.5)



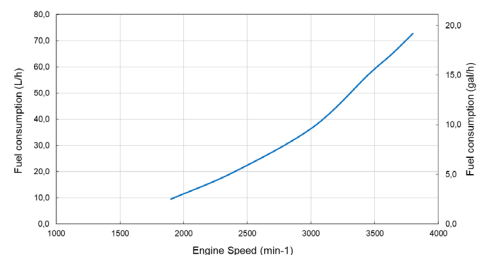
8LV370 Torque curve



8LV370 Output Power curve



8LV370 Fuel consumption (load exp. 2.5)



MARINE GEAR*

| | | |
|---|---|-----------|
| Model | YANMAR ZT370 | |
| Clutch type | Hydraulic multi-disc | |
| Shift control | Mechanical / Electric [electro magnetic] | |
| Dry weight** | 100 kg [220 lbs] | |
| Reduction ratio [fwd/rev] | 1.65/1.65 | 1.78/1.78 |
| Direction of rotation viewed from the stern | Clockwise [rear prop] & Counterclockwise [front prop] | |
| Lubrication system | Oil bath | |
| Lube oil specifications | Quicksilver High Performance Gear Lube | |
| Max. lube oil capacity | 2.95 L | |
| Dry weight engine with sterndrive | 535 kg [1179 lbs] | |
| Trim range | -6° to 11° | |
| Trailer limit | 51° | |

* Other marine gearboxes and configurations available upon request. Contact your local supplier for more information

**Dry weight includes propellers, cooler and brackets

ACCESSORIES

Standard package

- Through drive exhaust
- Alternator 12V - 180A
- VC20 Vessel Control System
- Power steering
- Flexible mounts
- Fresh water expansion tank
- Opposite dipstick

Optional accessories

- Through hull exhaust
- Extension harness [3m, 5m, 10m]
- Second station
- JC10 Sterndrive Joystick
- NMEA2000 Engine monitoring system
- SOLAS including Certificate [factory fit only]
- Hot water connection
- Water separator

• Front PTO pully [V-belt type A or B]

- Electric shift
- Internal tie-bar
- Exhaust cooling water bypass
- Lube oil drain pump
- Bilge pump [12V]

NOTE: All data subject to change without notice. Text and illustrations are not binding.