

The Atlas Copco logo is positioned in the top right corner of the page. It consists of the brand name "Atlas Copco" in a white, serif font, centered between two horizontal teal bars. The background of the entire page is a photograph of a yellow and grey Atlas Copco compressor on a ship's deck, with large cranes and a city skyline visible in the distance under a clear blue sky.

Atlas Copco

A technical drawing, likely a cross-section of a compressor, is overlaid on the bottom left of the page. It features various lines, circles, and dimension lines, with some text like "1300" and "1200" visible. The drawing is semi-transparent and partially overlaps the main text.

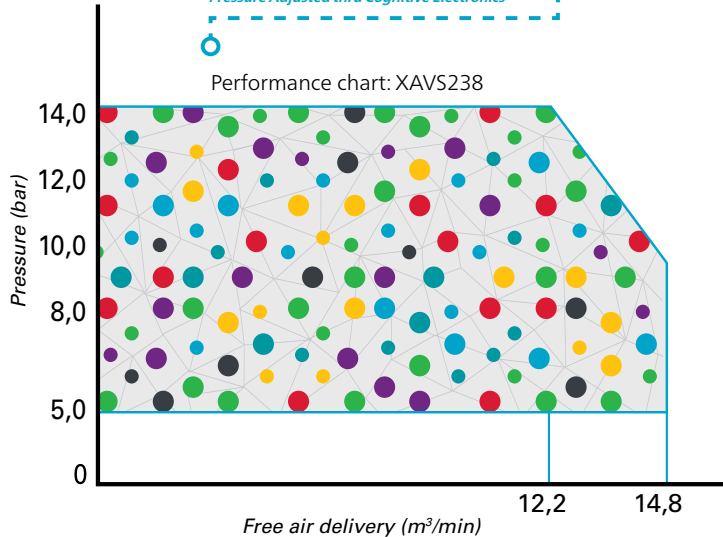
Boost utilization with the versatility range

XATS288/XAVS238 (12.2-16.6 m³/min)

You need PACE... to win the race!

PACE technology redefines the relationship between pressure and flow. A compressor with PACE technology can cover the application needs of, on average three fixed pressure compressors.

PACE™
Pressure Adjusted thru Cognitive Electronics




Applications include:



◀ 7 bar: Handheld tools



◀ 8.6 to 10 bar:
Abrasive blasting

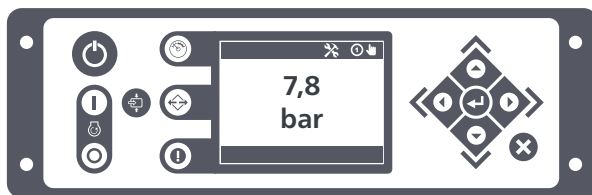


◀ 7 to 12 bar:
Shotcrete applications



◀ 12 to 14 bar:
Cable blowing
and drilling

You pick the pressure...



Your application's needs dictate the flow...



The PACE controller locks in, and regulates, the perfect combination!

Intuitive user operation:

- Toggle between the presets in a simple click.
- Custom pressure can be set in 3 simple clicks.
- Pressure can be adjusted in increments of 0,1 bar.



What PACE is:

- ✔ An electronic regulation system programmed via a digital controller.
- ✔ A system that offers the widest operating pressure range within a single compressor. Allowing multiple pressure and flow combinations.
- ✔ A simple to use system with guaranteed accuracy and ensuring safety. Guaranteeing the long-term performance of the compressor.
- ✔ A system that gives you the versatility of three machines in one package.

What PACE is NOT:

- ✘ A linear system where adjusting the pressure dictates the flow.
- ✘ A regulation valve where you use guess work to manually adjust the settings.

PACE technology gives you higher utilisation, more versatility, improved efficiency savings and a higher return on investment!



Higher utilization



Lower cost of ownership

Graph shown is for the XAVS238. Available operating range will change between models. Please check data sheets for exact specifications.



Standard features

Engine performance

This range is powered by a 4-cylinder John Deere Engine, by a power output of 129 kW. It is a Stage IIIA engine with lower emission and high efficiency.

Robust design

This compressor range was tested both in lab and field conditions to ensure optimal performance. It's designed to withstand the toughest working conditions. A three layer protection coating of all bodywork under corrosive category C3 prevents corrosion and improves life time.

Easy to move

Lightweight and compact, all models in this range are mounted on a single axle, making them easy to tow and maneuver on site.

Low fuel consumption

Combining the Atlas Copco screw element with a John Deere diesel engine, we deliver a range that is best in class in terms of fuel economy.

Reduce downtime

Compressor-oil service interval is extended up to 1000 hours or once every two years. Reduced service intervention and longer life of consumables reduces total cost of operation and increases availability. SPF frame as standard with centralized drain. Simple vessel cover for changing the oil separate element within one hour.

XC2003 controller

The intuitive XC2003 controller's LCD screen eases operation, while keeping track of your compressor's utilization and prompting for planned service interventions. At the same time the controller is IP65 protected for dust and water so these compressors fit to handle the most demanding applications. It only take one minuet to set the working pressure via this controller.



Options

- Towing eyes (DIN, NATO, BNA, ball coupling and loose ball coupling)
- Jockey wheel or leg support
- Road light system
- Quality air equipment
 - Aftercooler
 - WSD
 - Bypass valve
 - PD filter
- Special application equipment
 - Inlet shut down valve
 - Spark arrester
- Cold start
- Safety cartridge
- Metal filler neck
- Special colours upon request (depending on volume)



Technical data

Performance		XATS 288			XAVS 238		
Nominal effective working pressure	bar(g)	7	8.6	10.3	7-10.3	12	14
	psi(g)	100	125	150	100-150	175	200
Free air delivery	cfm	587	576	508	523	475	430
	m ³ /min	16.6	16.3	14.4	14.8	13.5	12.2
	l/sec	277	272	240	247	225	203
Max. Ambient temp. at sea level	°C	50			50		
Min. Starting temperature	°C	-10			-10		
Min. Starting temperature (Cold start option)	°C	-25			-25		
Engine							
Engine Brand		John Deere					
Engine Model		4045HF485					
Number of cylinder		4					
Engine power	kW	129					
Full load rpm		2150					
Unload rpm		1300					
Emission level		STAGE IIIA					
Capacity							
Engine oil	l	20					
Compressor oil	l	44					
Fuel tank	l	164					
DEF tank	l	17.6					
Noise level							
Sound pressure level (LpA) at 7m	dB(A)	71					
Dimensions and weight : support mounted							
LxWxH	mm	3053x1490x1578					
Weight (wet)	kg	2450					
Dimensions and weight : undercarriage							
LxWxH	mm	4945x1807x1893					
Weight (wet)	kg	2700					

Power Technique Solutions Portfolio

Atlas Copco's Power Technique Business Area has a forward-thinking philosophy. For us, creating customer value is all about anticipating and exceeding your future needs – while never compromising our environmental principles. Looking ahead and staying ahead is the only way we can ensure we are your long term partner.

Air compressors

Ready to go



- 1-5 m³/min
- 7-12 bar

Versatility



- 5.5-22 m³/min
 - 7-20 bar
- *Diesel and electric options available

Productivity partner



- 19-116 m³/min
- 10-345 bar

Handheld tools

Pneumatic tools



- Breakers (2.5 – 40 kg)
- Rockdrills (5 – 25 kg)
- Underground Rock Drills
- Additional Air Tools

Hydraulic tools



- Breakers (11 – 40 kg)
- Additional Hydraulic Tools
- Powerpacks

Petrol engine driven tools



- Breakers & Tie Tampers (25 kg)
- Combi Drills (23 Kg)

Generators



- Portable
- Mobile
- Industrial

*Multiple configurations available to produce power for any size application

Light towers



- Diesel LED and MH
- Electric LED
- Battery LED

Dewatering pumps



- Submersible
- Surface
- Small portable

*Diesel and electric options available

Photos and illustrations contained herein might depict products with optional and/or extra components which are not included with the standard version of the product and, therefore, are not included in a purchase of such product unless the customer specifically purchases such optional/extra components. We reserve the right to change the specifications and design of products described in this literature without notice. Not all products are available in all markets.